

PDDG

- > Double Deflection Grille
- > Adjustable Air Pattern
- > Vertical/Horizontal

DESCRIPTION

Double Deflection Grilles are recommended for application in systems requiring maximum flexibility.

Vertical front blades control the spread and throw distance of the air pattern. Horizontal front blades will control the rise and drop of the air pattern, typically directing warm air downwards or cool air upwards along the ceiling.

CONSTRUCTION

Extruded aluminium frame and blades

Finish:

White polyester powder finish
RAL 9010 semi-gloss is standard.
Other finishes are available.

Options:

- *Aluminium integral damper*
- *Narrow frame (25 mm)*
- *Concealed mounting*

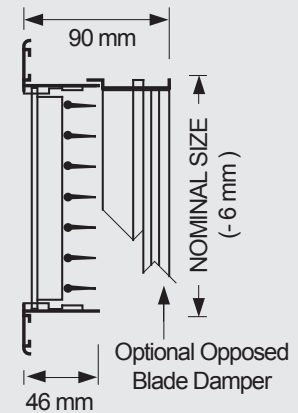
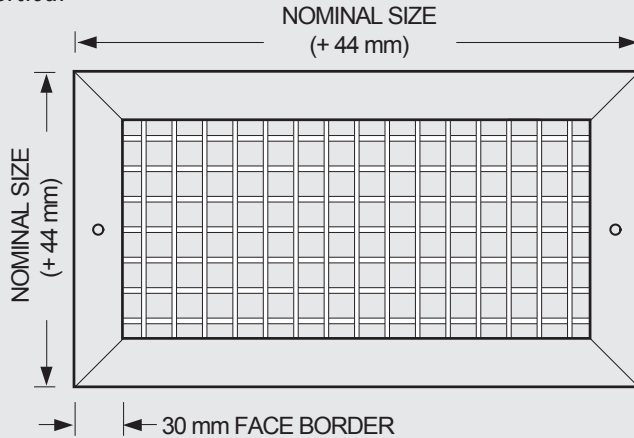
MODELS

PDD-V: Vertical
PDD-H: Horizontal

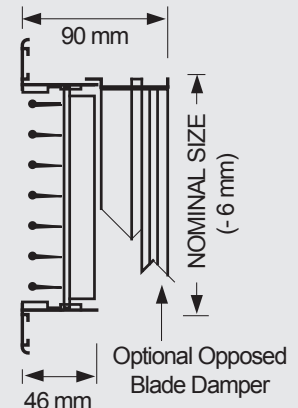
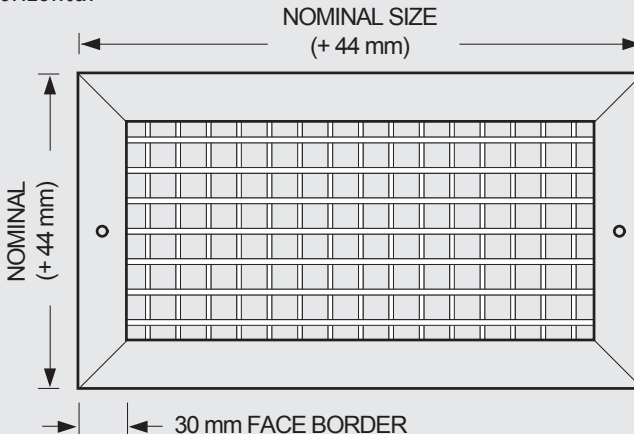
NOTES

Standard sizes are available from 100mm x 100mm to 1200mm x 1200mm. *(Other sizes are available on request).* Mullions are fitted on grille widths over 450mm.

PDDG-V – Vertical



PDDG-H – Horizontal



PDDG – SELECTION DATA

SUPPLY SELECTION DATA													
100 mm Height													
Air Volume (m³/s)		0.020	0.025	0.030	0.040	0.050	0.060	0.070	0.080	0.100	0.125	0.150	
Width	250	T	2.1	2.7	3.3	4.3	5.3						
		Pa	2	2	3	7	11						
		dB(A)	-	-	-	11	18						
	350	T		2.2	2.7	3.6	4.5	5.3	6.3	7.3			
		Pa		1	2	3	4	6	9	11			
		dB(A)		-	-	-	8	14	18	22			
	450	T				3.1	3.7	4.7	5.4	6.1	7.8		
		Pa				2	2	4	5	6	12		
		dB(A)				-	-	8	13	15	22		
	550	T				2.7	3.5	4.3	4.9	5.6	7	8.8	
		Pa				1	2	2	3	4	7	12	
		dB(A)				-	-	-	7	12	16	22	
	650	T					3.2	3.8	4.5	5.2	6.4	8	9.7
		Pa					1	2	2	3	5	7	10
		dB(A)					-	-	-	8	13	19	23

150 mm Height													
Air Volume (m³/s)		0.040	0.050	0.060	0.070	0.080	0.100	0.125	0.150	0.200	0.300	0.400	
Width	250	T	3.2	4	4.8	5.6	6.4	8.1					
		Pa	2	3	4	6	7	11					
		dB(A)	-	5	12	13	17	23					
	350	T		3.3	4	4.6	5.4	6.6	8.3	9.9			
		Pa		1	2	3	3	5	8	12			
		dB(A)		-	-	-	8	16	20	26			
	450	T			3.4	4.1	4.6	5.7	7.2	8.6	11.1		
		Pa			1	1	2	3	5	7	12		
		dB(A)			-	-	-	8	14	20	26		
	550	T					4.1	5.2	6.4	7.7	10.3		
		Pa					1	2	3	5	8		
		dB(A)					-	-	9	14	22		
	650	T						4.7	5.9	7.2	9.4	14.1	
		Pa						1	2	3	5	12	
		dB(A)						-	5	10	17	29	
	850	T							5.1	6.2	8.2	12.3	16.3
		Pa							1	2	3	7	12
		dB(A)							-	-	11	22	31
1050	T								5.5	7.3	11	14.6	
	Pa								1	2	5	8	
	dB(A)								-	8	17	27	

KEY INFORMATION

Throw based on diffuser installed in a standard dropped ceiling.

T = Throw in metres (m)

Pa = Static Pressure Drop

dB(A) = Sound Pressure Level

SUPPLY SELECTION DATA											
250 mm Height											
Air Volume (m³/s)		0.150	0.200	0.300	0.400	0.500	0.600	0.700	0.800	1.000	
Width	450	T	6.2	8.4	12.6						
		Pa	2	3	7						
		dB(A)	5	11	23						
	550	T	5.6	7.5	11.2	14.5					
		Pa	1	2	5	9					
		dB(A)	-	7	16	25					
	650	T		6.8	10.2	13.6	17	20.3			
		Pa		1	3	6	9	13			
		dB(A)		-	14	22	27	32			
	850	T			8.9	11.8	14.7	17.7	20.7		
		Pa			2	3	5	9	10		
		dB(A)			8	15	21	27	30		
	1050	T			7.9	10.6	13.2	15.9	18.5	21.2	
		Pa			1	2	3	6	7	9	
		dB(A)			3	12	16	21	25	32	
	1250	T					12.1	14.5	16.9	19.3	24.5
		Pa					2	3	5	7	9
		dB(A)					12	17	21	25	32

350 mm Height											
Air Volume (m³/s)		0.300	0.400	0.500	0.600	0.700	0.800	1.000			
Width	650	T	8.4	11.3	14	16.8	19.6	22.4			
		Pa	2	3	4	6	8	11			
		dB(A)	6	12	19	24	30	31			
	850	T			12.2	14.6	17	19.6	24.3		
		Pa			2	3	5	6	10		
		dB(A)			13	18	21	25	32		
	1050	T			10.9	13.1	15.3	17.5	21.8		
		Pa			2	2	3	4	7		
		dB(A)			8	13	18	20	26		
	1250	T			10	11.9	13.9	15.8	19.9		
		Pa			1	2	2	3	4		
		dB(A)			-	8	13	16	23		

450 mm Height											
Air Volume (m³/s)		0.500	0.600	0.700	0.800	1.000					
Width	650	T	12.2	14.4	17.1	19.5	24.4				
		Pa	2	4	5	6	10				
		dB(A)	13	18	24	25	32				
	850	T	10.6	12.7	14.8	16.9	21.2				
		Pa	1	2	3	4	6				
		dB(A)	7	11	16	19	25				
	1050	T		11.4	13.3	15.2	18.8				
		Pa		1	3	2	4				
		dB(A)		7	11	14	20				
	1250	T			12.2	13.8	17.3				
		Pa			1	2	2				
		dB(A)			7	10	14				