

# PMSWI

## 595 x 595

- > Modular Swirl Diffuser
- > Supply/Return
- > Fixed air pattern

### DESCRIPTION

Our fixed pattern modular swirl diffusers are designed for 600 mm module T-Bar installation featuring angled radial blades.

This design creates an air pattern that rapidly mixes with internal air, reducing temperature difference and providing thermal comfort.

### CONSTRUCTION

Steel face plate. Circular duct connection.

#### Finish:

Epoxy powder RAL 9010 (visible parts only).

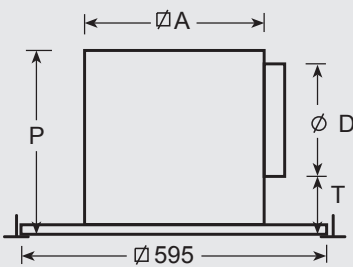
#### Options:

- Damper
- Lined/Unlined Plenum

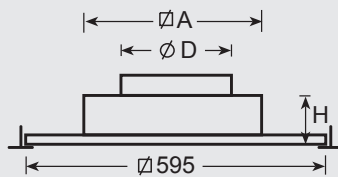
### MODELS

- PMSWI-S:** Modular Supply  
**PMSWI-R:** Modular Return

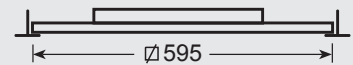
*PMSWI – Side Connection*



*PMSWI – Top Connection*



*PMSWI-R – Face Plate Only (Return)*



### WEIGHT (kg)

Size	Round Top		Lined Plenum		Face Plate	Ø Damper
	S	R	S	R	R	
250	4.2	3.9	4.9	4.5	2.5	0.1
350	5.4	4.7	6.6	5.9	2.6	0.2
450	6.9	5.8	8.8	7.7	2.7	0.3
550	8.7	7.1	11.4	9.8	2.7	0.4

### DIMENSIONS (mm)

Size	A	D	T	P	H
250	273	123	60	220	115
350	373	158	70	265	130
450	473	198	80	315	145
550	573	248	80	365	165

S = Supply R = Return

# PMSWI – SELECTION DATA

SUPPLY SELECTION DATA															
Air Volume (m³/s)		0.020	0.025	0.030	0.040	0.050	0.060	0.070	0.080	0.100	0.125	0.150	0.200	0.250	
Size	250	T	0.7	0.8	1.1	1.6	1.9	2.2	2.6	3.1					
		Pa	3	5	7	13	20	28	38	53					
		dB(A)	-	-	16	24	27	34	38	41					
	350	T			0.9	1.2	1.5	1.7	2	2.3	2.9	3.6			
		Pa			3	5	7	11	15	20	30	46			
		dB(A)			-	-	16	21	25	29	34	42			
	450	T					1.1	1.3	1.6	1.7	2.2	2.7	3.2	4.5	
		Pa					2	3	4	6	9	14	20	36	
		dB(A)					-	-	13	16	20	28	32	42	
	550	T							1.3	1.5	1.9	2.4	2.8	3.7	4.5
		Pa							2	3	5	7	11	18	30
		dB(A)							-	-	14	20	25	32	40

RETURN SELECTION DATA													
Air Volume (m³/s)		0.025	0.030	0.040	0.050	0.060	0.070	0.080	0.100	0.125	0.150	0.200	0.300
Size	250	Pa	4	7	13	20	29	42					
		dB(A)	8	12	20	26	31	34					
	350	Pa			5	8	10	14	19	29	45		
		dB(A)			-	13	17	21	27	31	40		
	450	Pa				3	4	6	9	15	21	57	
		dB(A)				-	9	10	18	24	29	45	
	550	Pa						3	5	8	11	31	43
		dB(A)						-	10	16	20	34	38

## KEY INFORMATION

Throw based on diffuser installed in a standard suspended ceiling.

**T** = Throw in metres (m)

**Pa** = Static Pressure Drop

**dB(A)** = Sound Pressure Level