

PMPD

595 x 595

- > Modular Perforated Diffuser
- > Supply/Return
- > T-Bar Mounted

DESCRIPTION

Our modular perforated ceiling diffusers are designed for 600 mm module T-Bar installation and include a flange frame and blanking plates.

With a near 50% free area the PPD provides a stable throw that can be directed with the four included blanking plates.

CONSTRUCTION

Steel faceplate, extruded aluminium flange. Optional galvanised steel plenum box.

Finish:

White RAL 9010 epoxy powder

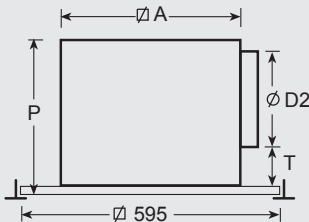
Options:

- Damper
- Round or Square connection
- Flat/Regular/Dropped (13 mm)

MODELS

- PMPD-S:** Modular supply
PMPD-R: Modular return

PMPD-S/R – Side Connection




PMPD-S/R – Top Connection



PMPD-R – Non-Vision



PMPD-S/R – Face Plate Only



DIMENSIONS (mm)

Size	B	A	D1	D2	T	P
250 x 250	249	242	123	123	70	235
300 x 300	313	307	158	158	70	270
400 x 400	388	382	198	198	75	315
500 x 500	483	477	248	198	85	325
550 x 550	556	551	313	248	105	395

WEIGHT (kg)

Size	Round top		Sq	Lined Plenum		Ø Damper
	Supply	Return	Return	Supply	Return	
250 x 250	3.6	3.2	0.6	4.8	4.4	0.1
300 x 300	3.6	3.1	0.8	5.6	4.8	0.2
400 x 400	3.7	2.9	1.1	6.6	5.5	0.3
500 x 500	3.8	2.6	1.5	7.7	6.1	0.4
550 x 550	4.0	2.5	1.8	9.3	7.2	0.5

Sq = Square top (Perforated only: 12 kg)

NOTES

Dimensions are given in mm.
 Connection D equals actual outside diameter.

PMPD – SELECTION DATA

SUPPLY SELECTION DATA															
4-Way															
Air Volume m ³ /s		0.015	0.020	0.025	0.030	0.040	0.050	0.060	0.080	0.100	0.125	0.150	0.200	0.250	
Size	250 x 250	T	0.4	0.6	0.7	0.8	1.2	1.4	1.7						
		Pa	1	1	2	3	4	5	8						
		dB(A)	-	5	11	16	23	29	35						
	300 x 300	T			0.6	0.7	0.9	1.2	1.5	1.8	2.5				
		Pa			1	1	3	4	6	11	17				
		dB(A)			-	2	14	20	20	32	38				
	400 x 400	T					0.8	1.0	1.1	1.5	1.9	2.4	3.1		
		Pa					1	2	3	6	9	13	19		
		dB(A)					6	12	17	24	30	36	42		
	500 x 500	T								1.3	1.6	2.1	2.5	3.3	
		Pa								4	4	10	15	25	
		dB(A)								17	22	30	33	40	
	550 x 550	T								1.4	1.8	2.2	2.8	3.6	
		Pa								4	6	8	14	22	
		dB(A)								16	22	27	34	39	

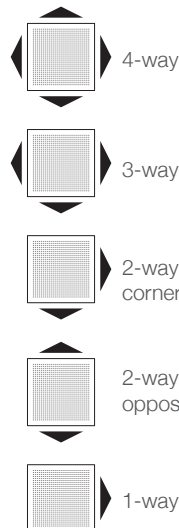
SUPPLY SELECTION DATA															
3-Way															
Air Volume m ³ /s		0.015	0.020	0.025	0.030	0.040	0.050	0.060	0.080	0.100	0.125	0.150	0.200	0.250	
Size	250 x 250	T	0.4	0.6	0.7	0.9	1.2	1.5	2.0						
		Pa	1	2	3	4	6	10	13						
		dB(A)	-	7	12	18	25	31	36						
	300 x 300	T			0.6	0.7	1.0	1.2	1.6	1.9	2.4				
		Pa			1	2	3	5	8	14	21				
		dB(A)			4	8	16	22	23	34	42				
	400 x 400	T					0.8	1.1	1.3	1.7	2.2	2.6			
		Pa					2	3	4	7	11	18			
		dB(A)					8	14	16	25	32	37			
	500 x 500	T								1.4	1.8	2.4	2.7	3.5	
		Pa								5	8	12	17	30	
		dB(A)								19	25	30	35	40	
	550 x 550	T								1.6	2.0	2.4	3.3	4.0	
		Pa								4	7	11	18	27	
		dB(A)								19	24	29	37	40	

2-Way Opposite														
Air Volume m ³ /s		0.015	0.020	0.025	0.030	0.040	0.050	0.060	0.080	0.100	0.125	0.150	0.200	0.250
Size	250 x 250	T	0.6	0.7	0.8	1.1	1.5	1.9	2.2					
		Pa	2	4	5	8	13	20	28					
		dB(A)	3	10	16	21	28	34	38					
	300 x 300	T			0.8	0.9	1.2	1.5	1.8	2.5				
		Pa			3	4	6	12	14	26				
		dB(A)			7	12	19	25	30	35				
	400 x 400	T					1.0	1.3	1.6	2.0	2.7			
		Pa					3	5	7	13	20			
		dB(A)					12	17	21	29	30			
	500 x 500	T								1.8	2.2	2.8	3.5	
		Pa								9	12	19	28	
		dB(A)								22	28	35	38	
	550 x 550	T								1.9	2.4	2.8	3.0	4.9
		Pa								7	10	15	27	42
		dB(A)								21	27	32	40	44

2-Way Corner														
Air Volume m ³ /s		0.015	0.020	0.025	0.030	0.040	0.050	0.060	0.080	0.100	0.125	0.150	0.200	0.250
Size	250 x 250	T	0.6	0.7	0.9	1.1	1.5	1.9	2.3					
		Pa	3	4	7	11	17	25	35					
		dB(A)	5	12	18	24	29	34	41					
	300 x 300	T			0.8	0.9	1.2	1.5	1.8	2.5				
		Pa			3	5	9	13	19	33				
		dB(A)			19	14	21	27	33	39				
	400 x 400	T					1	1.3	1.5	2	2.7			
		Pa					4	6	9	15	23			
		dB(A)					12	18	23	33	37			
	500 x 500	T								1.8	2.3	2.8	3.3	
		Pa								10	15	25	34	
		dB(A)								24	30	36	44	
	550 x 550	T								1.9	2.4	2.8	3	5.1
		Pa								8	13	19	33	50
		dB(A)								23	29	34	41	44

1-Way Corner														
Air Volume m ³ /s		0.015	0.020	0.025	0.030	0.040	0.050	0.060	0.080	0.100	0.125	0.150	0.200	0.250
Size	250 x 250	T	0.9	1.2	1.5	2.2	2.5							
		Pa	7	12	19	30	49							
		dB(A)	13	20	27	31	39							
	300 x 300	T			1.3	1.6	2.2	2.5	3.1					
		Pa			9	13	23	34	51					
		dB(A)			19	23	31	36	41					
	400 x 400	T					1.7	2.2	2.5	3.4				
		Pa					11	17	24	43				
		dB(A)					22	28	32	44				
	500 x 500	T								2.1	2.8	3.5		
		Pa								13	24	35		
		dB(A)								25	32	39		
	550 x 550	T								2.3	3.1	3.8	4.5	
		Pa								13	21	32	47	
		dB(A)								27	32	38	40	

Spread Pattern



KEY INFORMATION

Throw based on diffuser installed in a standard suspended ceiling.

T = Throw in metres (m)

Pa = Static Pressure Drop

dB(A) = Sound Pressure Level

Return data over the page.

PMPD – SELECTION DATA

RETURN SELECTION DATA																
Round Connection																
Air Volume m ³ /s		0.015	0.020	0.025	0.030	0.040	0.050	0.060	0.080	0.100	0.125	0.150	0.200	0.250	0.300	
Size	250 x 250	Pa	1	3	4	6	11	15	24							
		dB(A)	-	-	-	-	-	12	18							
	300 x 300	Pa			1	3	4	6	9	15	24					
		dB(A)			-	-	-	-	-	13	19					
	400 x 400	Pa					1	2	3	7	9	14	22			
		dB(A)					-	-	-	-	-	15	20			
	500 x 500	Pa							3	5	8	13	18	31		
		dB(A)							-	-	-	15	20	28		
	550 x 550	Pa								3	4	6	9	15	25	35
		dB(A)								-	-	-	10	17	23	25

RETURN FACE PLATE ∅ 595										
Square Connection										
Air Volume m ³ /s		0.200	0.300	0.400	0.500	0.600	0.800	1.000		
Size	550 x 550	Ps	2	3	6	11	14	24	39	
		Lp	-	-	14	19	25	30	35	

KEY INFORMATION

Throw based on diffuser installed in a standard suspended ceiling.

T = Throw in metres (m)

Pa = Static Pressure Drop

dB(A) = Sound Pressure Level

Square Connection (non-vision)														
Air Volume m ³ /s		0.080	0.100	0.125	0.150	0.200	0.300	0.400	0.500	0.600	0.800	1.000		
Size	250 x 250	Pa	9	13	21	30	55							
		dB(A)	10	15	20	25	32							
	300 x 300	Pa	3	5	8	11	20	45	79					
		dB(A)	-	-	11	14	22	32	39					
	400 x 400	Pa		2	3	4	8	18	32	49	69			
		dB(A)		-	-	-	13	25	30	35	39			
	500 x 500	Pa				2	3	7	13	20	29	51		
		dB(A)				-	-	14	21	28	31	38		
	550 x 550	Pa					2	3	6	10	14	24	37	
		dB(A)					-	-	14	19	23	32	39	