



# M30Z

- > External louvre
- > Integral mesh
- > Recessed frame

## APPLICATION

The M30 Z is a recessed wall louvre manufactured from extruded aluminium profiles. The stackable blades guarantee a unique robustness. The perforated blade profiles act as an insect screen (2 types of perforations). The Z shaped blade ensures a robust design.

## WEATHERING PERFORMANCE

Class B to EN 13030: insect mesh  
Class C to EN 13030: bird mesh

## DESIGN

### Frame/Blades

material: extruded aluminium  
finish: polyester powder coating

### Mesh

material: stainless steel or PVC insect mesh

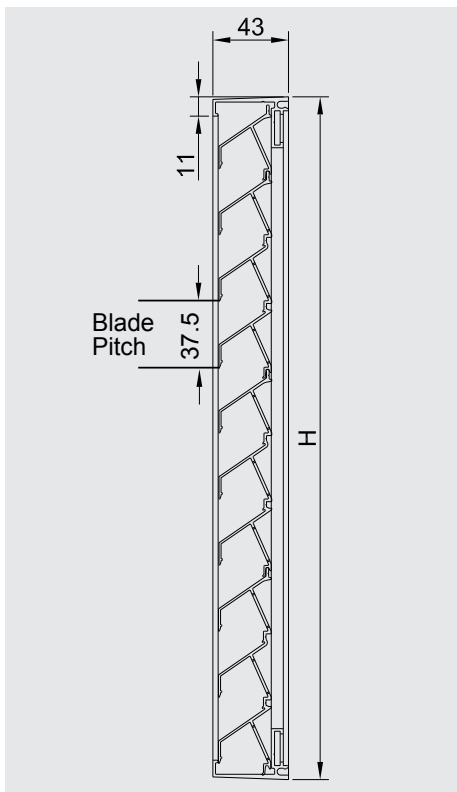
## AVAILABLE TYPES

**30Z** blade type

- **P1 Punch**  
integral insect mesh
- **P2 Punch**  
integral bird mesh  
(available with optional insect mesh)
- **NP No Punch**  
100% screening (dummy louvre)

## REMARKS

All dimensions are given in mm.



## EFD SIMULATION




**P1**

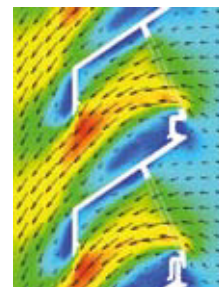
### P1 Punch

Integral insect mesh  
34% free area,  
(2.3 x 2.3 mm)

/IN



/OUT



K-factor
Intake: 17.70
Ce: 0.24

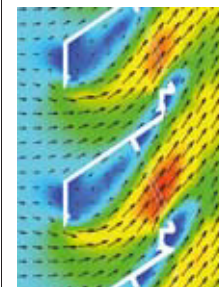


**P2**

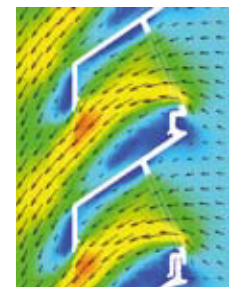
### P2 Punch

Integral bird mesh  
48% free area

/IN



/OUT



K-factor
Intake: 12.85
Ce: 0.28

K-factor
Exhaust: 12.90
Cd: 0.28

# M30Z - PERFORMANCE DATA

**AIRFLOW 20-100 (l/s) VS PRESSURE DROP (Pa)**

l/s	Height (mm)	Width (mm)									
		200	250	300	400	500	600	700	800	900	1000
20	150	20	11	7	-	-	-	-	-	-	-
	200	8	4	-	-	-	-	-	-	-	-
	250	4	2	-	-	-	-	-	-	-	-
40	200	31	16	10	5	3	-	-	-	-	-
	250	-	9	5	3	-	-	-	-	-	-
	300	-	5	2	-	-	-	-	-	-	-
60	200	-	-	23	11	7	4	3	2	-	-
	250	-	19	12	6	3	2	-	-	-	-
	300	-	7	4	2	-	-	-	-	-	-
80	200	-	-	-	20	12	8	5	4	-	-
	250	-	34	21	10	6	4	3	2	-	-
	300	-	-	13	6	4	2	-	-	-	-
100	250	-	-	33	16	10	6	4	3	-	-
	300	-	-	20	10	6	4	3	-	-	-
	400	-	-	10	5	3	2	-	-	-	-

**AIRFLOW 150-350 (l/s) VS PRESSURE DROP (Pa)**

l/s	Height (mm)	Width (mm)									
		200	250	300	400	500	600	700	800	900	1000
150	250	-	-	-	36	21	14	10	7	6	5
	300	-	-	46	22	13	9	6	5	4	3
	400	-	-	-	11	6	4	3	-	-	-
200	250	-	-	-	-	38	25	18	13	10	8
	300	-	-	-	40	23	15	11	8	6	5
	400	-	-	-	19	11	8	5	4	3	-
250	300	-	-	-	-	37	24	17	13	10	8
	400	-	-	-	30	18	12	8	6	5	4
	500	-	-	-	-	11	7	5	4	3	-
300	300	-	-	-	-	35	25	18	14	11	8
	400	-	-	-	-	26	17	12	7	5	4
	500	-	-	-	-	15	10	7	5	4	3
350	300	-	-	-	-	47	34	25	19	15	11
	400	-	-	-	-	35	23	16	12	4	8
	500	-	-	-	-	21	14	10	7	6	4

**AIRFLOW 400-800 (l/s) VS PRESSURE DROP (Pa)**

l/s	Height (mm)	Width (mm)									
		200	250	300	400	500	600	700	800	900	1000
400	400	-	-	-	-	-	30	21	16	12	10
	500	-	-	-	-	27	18	13	9	7	6
	600	-	-	-	-	-	12	8	6	5	4
500	400	-	-	-	-	-	33	25	19	15	11
	500	-	-	-	-	28	20	15	11	9	7
	600	-	-	-	-	18	13	10	8	6	5
600	500	-	-	-	-	-	28	21	16	13	10
	600	-	-	-	-	26	19	14	11	9	7
	700	-	-	-	-	13	10	8	6	5	4
700	600	-	-	-	-	-	26	19	15	12	9
	700	-	-	-	-	18	13	10	8	6	5
	800	-	-	-	-	-	10	8	6	5	4
800	600	-	-	-	-	-	25	19	15	11	8
	700	-	-	-	-	24	18	14	10	8	6
	800	-	-	-	-	-	13	10	8	6	5

**AIRFLOW 1000-2000 (l/s) VS PRESSURE DROP (Pa)**

l/s	Height (mm)	Width (mm)									
		200	250	300	400	500	600	700	800	900	1000
1000	700	-	-	-	-	-	-	37	27	21	17
	800	-	-	-	-	-	-	-	20	16	13
	900	-	-	-	-	-	-	-	-	12	10
1250	700	-	-	-	-	-	-	58	43	33	27
	800	-	-	-	-	-	-	-	32	25	20
	900	-	-	-	-	-	-	-	-	14	11
1500	800	-	-	-	-	-	-	-	-	36	28
	900	-	-	-	-	-	-	-	-	28	22
	1000	-	-	-	-	-	-	-	-	-	18
1750	800	-	-	-	-	-	-	-	-	49	39
	900	-	-	-	-	-	-	-	-	38	30
	1000	-	-	-	-	-	-	-	-	-	24
2000	800	-	-	-	-	-	-	-	-	-	51
	900	-	-	-	-	-	-	-	-	49	39
	1000	-	-	-	-	-	-	-	-	-	31

The above tables show a selection of all possibilities.  
Height and length are not limited to the above dimensions.  
For sizes above 1000 x 1000 or above 2000 l/s aerodynamic performance can be used.

**FREE AREA cm<sup>2</sup>**

Height (mm)	Width (mm)									
	200	250	300	400	500	600	700	800	900	1000
150	58	81	103	-	-	-	-	-	-	-
200	94	130	165	237	308	379	450	522	-	-
250	-	179	228	326	425	523	621	719	818	916
300	-	-	291	416	541	666	792	917	1,042	1,168
400	-	-	-	595	774	954	1,133	1,312	1,492	1,671
500	-	-	-	-	1,008	1,241	1,474	1,708	1,941	2,174
600	-	-	-	-	-	1,528	1,816	2,103	2,390	2,677
700	-	-	-	-	-	-	2,157	2,498	2,839	3,181
800	-	-	-	-	-	-	-	2,893	3,289	3,684
900	-	-	-	-	-	-	-	-	3,738	4,187
1000	-	-	-	-	-	-	-	-	-	4,691

## NOTES

Effective size:  
Nominal size -58 mm (up to 1000 x 1000 mm)  
Minimum recommended height 200 mm  
10,000 cm<sup>2</sup> = 1m<sup>2</sup> free area

For sizes above 1000 x 1000 free area's and aerodynamic performance can be used for selection.